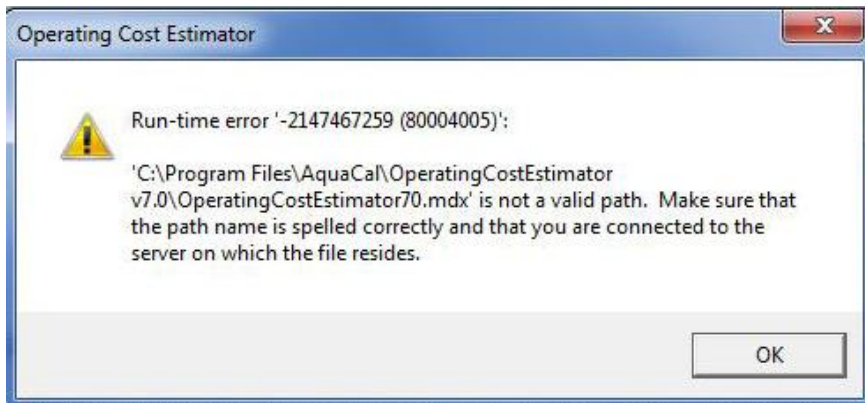


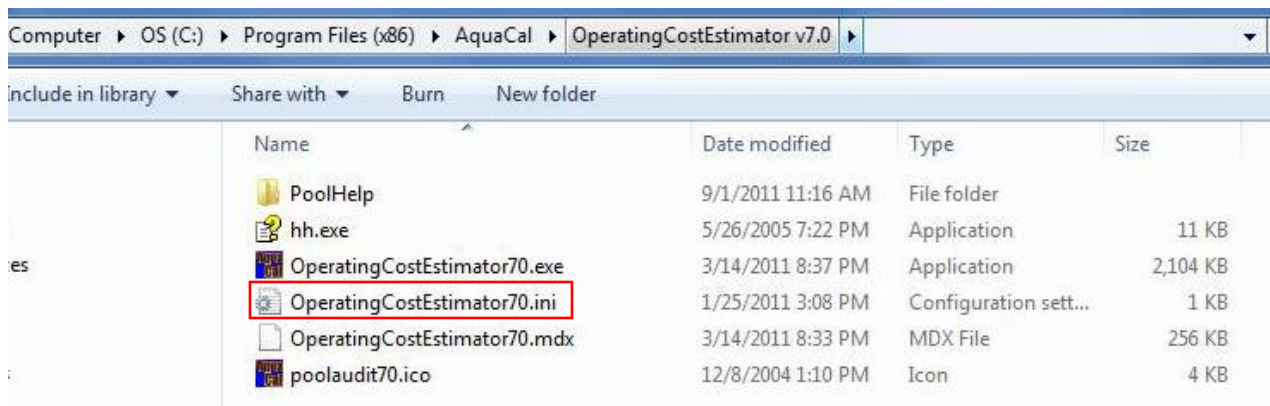
If running on a Windows 7 computer and receiving the following error, please check to see if you are on a 36 or 64 bit version.



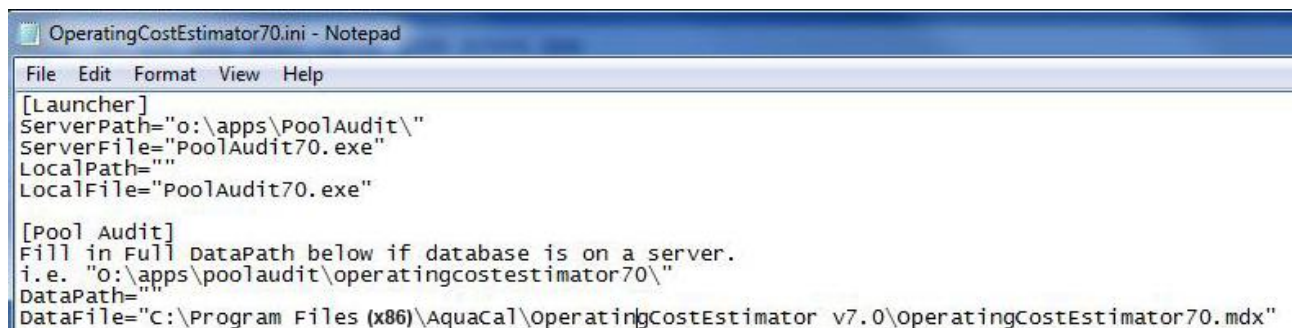
You can check by selecting **Start**, right click on **Computer** and select **Properties**. You will find that information in the list. If it is a 36 bit version, then please contact kguerra@teamhorner.com for another solution.

If it is a 64 bit version, follow the instructions below:

1. Go to C:\Program Files (x86)\AquaCal\OperatingCostEstimator v7.0.
2. Locate the file titled OperatingCostEstimator70.ini and open it.



3. You will need to edit the last line of text in the .ini file.
Add **(x86)** after Program Files and save it. It should now read:
DataFile="C:\Program Files (x86)\AquaCal\OperatingCostEstimator v7.0\OperatingCostEstimator70.mdx"



4. Try to reopen the program and run an Audit. This should have fixed the error.
5. If you continue to get an error, please contact kguerra@teamhorner.com.